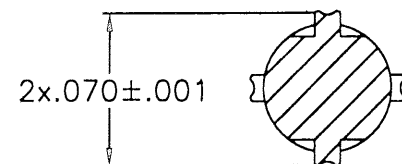
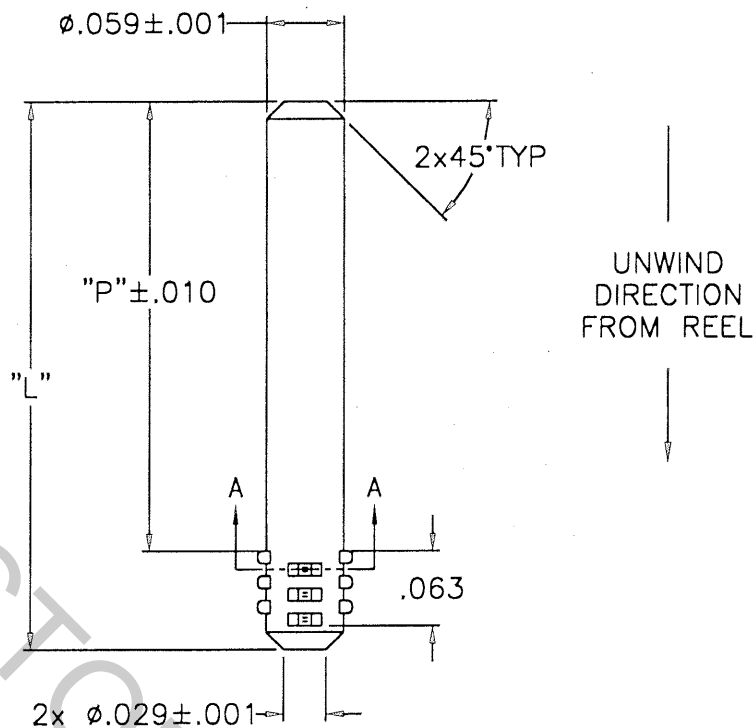
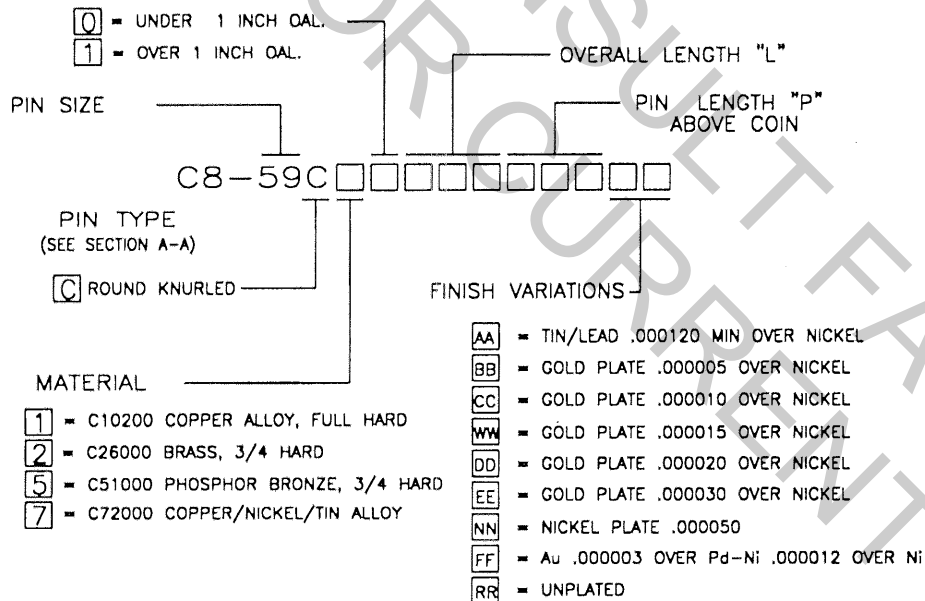


REV	REVISION RECORD	ECN	BY	APVD	DATE
A	INITIAL RELEASE PER EWR 100819	501327	RJB	RJB	2-13-01

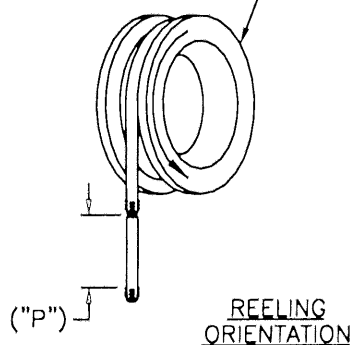
NOTE: UNLESS OTHERWISE SPECIFIED

1. INTERPRET DRAWING IN ACCORDANCE WITH ANSI Y14.5-1982.
 2. ALL DIMENSIONS APPLY AFTER PLATING.
 3. PITCH CONSISTENCY TO BE WITHIN ± 0.005 WHEN THE OAL OF 5 STRIPS, (3.00") LONG ARE MEASURED.
- ⚠ PART TO BE SUPPLIED ON A CONTINUOUS REEL.

PART NUMBER BREAKDOWN



⚠ REELING ORIENTATION
AP/2 REEL
(24" O.D. x 20" I.D.)



CUSTOMER DRAWING

This drawing and the information set forth herein are the property of Autosplice, Inc. and are to be held in trust and confidence. Publication, duplication, disclosure, or use for any purpose not expressly authorized in writing by Autosplice, Inc. is prohibited.

TOLERANCES UNLESS OTHERWISE SPECIFIED DIM'S IN INCHES DECIMAL: XX = $\pm .01$ XXX = $\pm .005$ ANGULAR: $\pm 3^\circ$ ◇ DENOTES SPECIAL CHARACTERISTIC		AUTOSPlice INC. 10121 Sorrento Canyon Road San Diego, California 92121 (619) 532-0077	
	THIRD ANGLE PROJECTION 	DRAWN BY <i>Badger</i>	DATE 2-13-01
	APPROVED BY <i>Badger</i>	DATE 2-13-01	
	TITLE AUTOPIN/2 DETAIL PART DRAWING		
	SIZE C OAE89	DRAWING NUMBER C8-59C	REV. A
	WORLDWIDE CAD FILE NO. OR SPECIFIER AND REV.		SHEET 1 OF 1